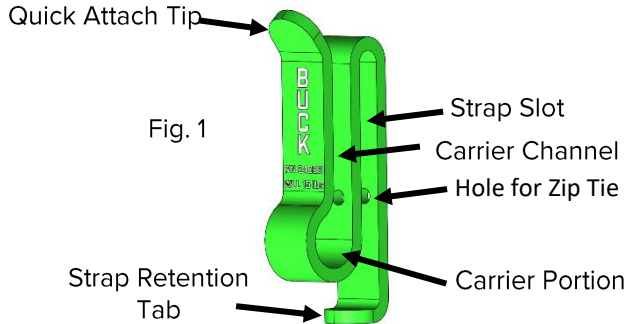


BUCKINGHAM MFG

PN 2402B BuckCarrier™ – Chainsaw / Accessory Carrier Instructions / Warnings

The Buckingham BuckCarrier™ (Fig. 1) is designed to store a chainsaw or other accessories with a maximum weight of 15 lbs. on an Arborist saddle or Lineman's body belt.



Dimensions: 4 1/2" High x 3/4" Wide x 1 3/4" Deep
Rating: 15 lbs. Working Load Limit (WLL)

Attachment Instructions:

The BuckCarrier™ is intended to be attached to the waist strap of an Arborist saddle or Lineman's body belt as shown:

1. Locate the accessory slots in the back strap / belt strap of your saddle or belt (Fig. 2 - 3).
2. Insert the strap retention tab of the BuckCarrier into the desired accessory slot or location on belt strap (Fig. 4).
3. Rotate the BuckCarrier 90° upward and push fully into strap slot (Fig. 5 - 6).




If you install the PN 2402B BuckCarrier™ on your saddle or belt and notice that there is excessive play between the strap and the strap slot you can install the included spacer.

Installing Spacer:

(If BuckCarrier™ is installed on back strap / belt strap of your saddle or belt remove before installing spacer)

1. Align the spacer with the strap retention tab (Fig. 7 – 8).
2. Slide the spacer onto the back portion of the BuckCarrier™ (Fig. 9).
3. Slide the spacer all the way to the top of the strap slot (Fig. 10).
4. Now follow steps 1-3 under Attachment Instructions above (Fig. 4 – 6).



Securing Instructions:

A. Zip Tie: Secure the BuckCarrier™ to the back strap by placing the (included) zip tie through the provided hole and trim excess zip tie (Fig. 11 - 14). This prevents the BuckCarrier from accidentally sliding off back / belt strap.




Note: Installation location will vary depending on model of Arborist saddle or Lineman's body belt.

B. Rubber Stopper: Secure the BuckCarrier™ to the back / belt strap with the rubber stopper. (note: the body of the belt / saddle has been removed from fig. 15 - 17 for clarity)

1. Align the rubber stopper with the strap retention tab (Fig. 15 – 16).
2. Slide the rubber stopper onto the back portion of the BuckCarrier™ (Fig. 17).
3. Slide the rubber stopper up to the strap (Fig. 18).

Note: Dip the rubber stopper into rubbing alcohol to aid in sliding onto the BuckCarrier.



Inspection:

- Ensure the carrier is not bent or distorted and is free of cracks.

If any evidence of wear or deterioration as outlined above is observed, immediately cease use, destroy the product, and replace it with new equipment. Should any unusual conditions not outlined above be observed, or you have reasonable doubt about a particular condition, remove the equipment from service and notify your Supervisor, Safety Director, or contact Buckingham Mfg. Co. for clarification. Failure to carefully and completely inspect your equipment could result in serious injury or death.

Warnings:

- Know the job and the regulations governing performance requirements and select the proper equipment.
- Read carefully, understand, and heed these and all other included instructions, warnings, and cautions before using equipment. Failure to do so could result in your serious injury or death. Should questions arise concerning the proper use or condition of your equipment, contact Buckingham Manufacturing Co. at 1-800-937-2825.
- This equipment is intended for use by properly trained professionals only.
- Never store a running chainsaw on carrier
- Do not use for human support.
- The open design of this product can allow (in certain situations) equipment to accidentally release from carrier. It is suggested that any equipment stored on the BuckCarrier be backed up with an accessory lanyard.
- This product is designed with a maximum working load limit of 15 lbs.
- This product is not designed as a breakaway and will not release.
- Do not use the BuckCarrier™ as the anchor point for your chainsaw / accessory lanyard or tether.
- Never use this product for a fall arrest, fall restraint or work positioning attachment.
- Be certain this equipment is suitable for the intended use and work environment. If suitability for intended use is in doubt, consult a safety engineer or contact Buckingham Mfg. before using.
- Only Buckingham Mfg. Co., or those authorized in writing by Buckingham Mfg. Co., may make repairs to this equipment.
- Product covered under these instructions / warnings should not be resold / redistributed or re-used after use by original user.

STATEMENT of OBSOLESCENCE:

Precise “useful life expectancy” or “shelf life” for this product is not specified, as the degree of use, conditions of use, and the degree of care and storage determines useful life. All users maintain responsibility to select proper equipment for the job, be properly trained in its use, and ensure all personnel support equipment passes inspection before each use. Upon evidence of defects, damage or deterioration, all equipment shall be removed from service immediately and tagged or marked as unusable or destroyed. Additionally, all equipment shall be inspected on a regular basis not to exceed one year by a Competent Person, as defined by OSHA/ANSI, to verify that the equipment is safe for use. In the event of any question or concern regarding the condition of such equipment, users shall remove the equipment from service for further inspection. All users must comply with OSHA/ANSI/ASTM standards prior to and in using such equipment. For more information regarding safe and appropriate use of equipment, please contact Buckingham Manufacturing at 1-800-937-2825.

INTERNATIONAL USERS:

Notwithstanding the above, please know that certain international jurisdictions require manufacturers of equipment to provide customers with a maximum useful lifespan (sometimes referred to as a “Statement of Obsolescence”). To the extent required, Buckingham personal protective equipment manufactured from synthetic fiber materials including but not limited to items such as webbing and/or rope are subject to a maximum useful lifespan of ten (10) years from the date of manufacture. As stated above proper usage, storage, maintenance, and care impacts the useful lifespan of equipment. Extreme circumstances may require that product must be retired after only one use. This statement is made in conformance and compliance with BS EN 365:2004. International users must ensure that product inspections are completed by Competent Persons as defined by international standards including but not limited to British Standard (“BS”). If equipment fails any inspections, it must be immediately withdrawn from service and destroyed. For more information regarding safe and appropriate use of equipment, please contact Buckingham Manufacturing at 1-800-937-2825.

OUR GUARANTEE:

We guarantee the equipment we manufacture to be free from defects in material and workmanship. We will repair any equipment deemed to be defective which is returned to us by the original purchaser. However, this guarantee is void if any product is changed or altered in any way, or if the product is used in a manner other than for which it is intended. This express guarantee supersedes all other expressed or implied guarantees, obligations or liabilities. THERE ARE NO IMPLIED WARRANTIES OF MERCHANTABILITY OR FITNESS FOR A PARTICULAR PURPOSE AND AS SUCH, ALL IMPLIED WARRANTIES ARE SPECIFICALLY DISCLAIMED.

LIMITATION ON LIABILITY:

IN NO EVENT WILL BUCKINGHAM OR BUYER BE LIABLE TO THE OTHER FOR LOST REVENUES, LOST PROFITS OR ANY OTHER INDIRECT, CONSEQUENTIAL, SPECIAL OR PUNITIVE LOSSES OR DAMAGES, HOWEVER CAUSED, WHETHER IN ACTION FOR BREACH OF CONTRACT, STRICT LIABILITY, TORT, OR OTHERWISE, EVEN IF ADVISED OF THE POSSIBILITY OF SUCH LOSSES OR DAMAGES. IN NO EVENT WILL BUCKINGHAM'S LIABILITY EXCEED THE TOTAL AMOUNT PAID BY BUYER TO BUCKINGHAM FOR THE PRODUCT OR EQUIPMENT GIVING RISE TO SUCH CLAIM(S).

PLEASE SEE OTHER TERMS AND CONDITIONS RELATING TO THIS PRODUCT AT <https://buckinghammfg.com/terms-conditions/>

REGISTRATION:

Before use of the product, ensure to register and confirm the product at www.buckinghammfg.com/register.

BUCKINGHAM MFG.
Binghamton, NY
www.buckinghammfg.com
1-800-937-2825

Information contained in these written instructions supersedes all other information (written, audio, video etc.) produced by Buckingham Mfg. prior to the revision date of this document.