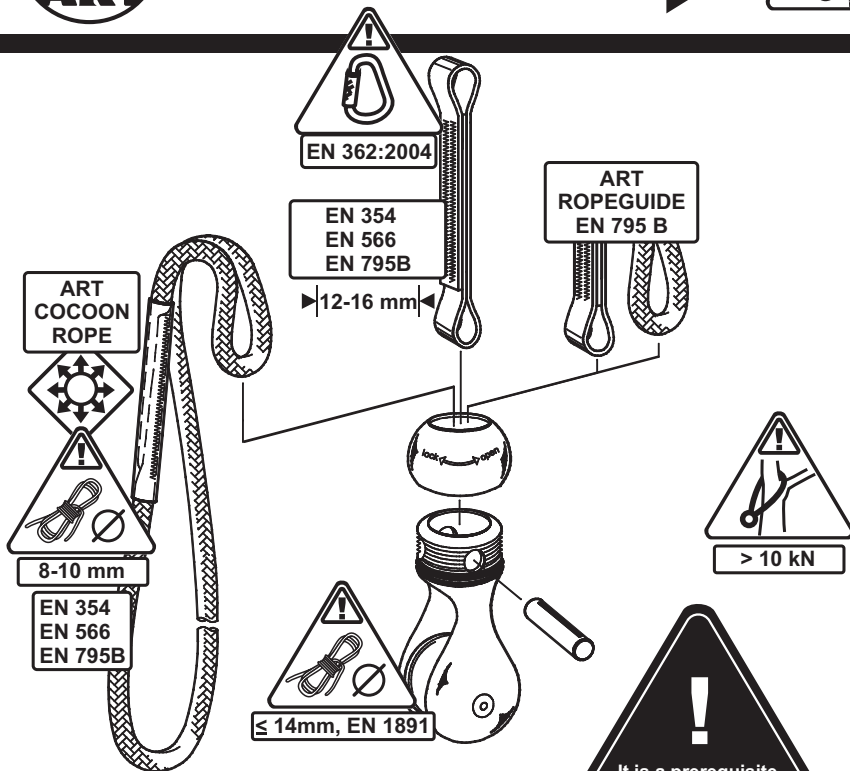




COCOON 2



Identification

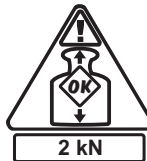
CE 0123

Inspection site: TÜV Produkt Service GmbH
Ridlerstraße 65, D-80339 München

PPE (Personal Protective Equipment)
Pulley EN 12278

!

It is a prerequisite for commissioning this equipment that you have read, understood and accepted the entire contents of these operating instructions.




Hubert Kowalewski e.K.
In den Sennen 19
D-32369 Rahden-Wehe



telephone 0049.5771.4827
facsimile 0049.5771.608782
www.climb-ART.com

Cocoon 2:



1	Body of equipment
2	O-Ring (Red)
3	O-Ring (Black)
4	Screw cap
5	Bearing bolt

Liability exclusion

Hubert Kowalewski e.K. does not assume any responsibility or liability in the case of:

- damage arising in any way in connection with the application of ART products.
- slight, serious and lethal injury of the user or persons indirectly or directly involved in the occurrence which can be in any way attributed to non-compliance with these operating instructions.

Basic instructions

The user of this device must provide evidence that recognised training in tree climbing has been completed.

The fundamental rule applies that all activities performed at a height are dangerous and can result in serious injury or even death if the specified safety regulations are disregarded or in the case of any other kind of incorrect use.

The equipment before you only guarantees the highest levels of safety in association with the requisite knowledge and techniques with respect to every action at a height or depth, and assuming precise compliance with these operating instructions.

You may only use this product if you are prepared to undergo appropriate instruction, training, application, inspection and maintenance of the equipment at your own responsibility in accordance with the specifications of the manufacturer.

Since the quality and intensity of instruction and individual practical experience varies considerably in the areas of tree climbing and rope climbing technology, the following rule specified by the manufacturer for this equipment must be complied with:

The user of this equipment must ensure at his own responsibility that safe training is carried out with the new equipment. The objective must be to unambiguously understand the functions, correct usage, the correct maintenance, the possible operating errors and the limits of this equipment, and to be proficient in their practical use.

Safe practising with specialised equipment from ART always starts on ground which is safe and, where possible, not too hard.

Every user may only dispense with additional safety measures, such as redundant safeguarding or a qualified safety person, if absolutely no further safety concerns exist.

On the other hand training and advice from an experienced instructor, with ART experience if possible, should always be sought where doubt exists with respect to own proficiency.

This equipment may only be used to secure people, and the respective equipment may only be assigned to the person documented who is responsible for it.

In addition to the abovementioned prerequisites, the user must be physically and mentally healthy and his sense of awareness must not be impaired in any way. In particular alcohol, drugs and medication can lead to life threatening operating errors.

Every user must fundamentally know and accept that any period spent at height or at a depth requires permanent attention and care. ART products guarantee functionality, efficiency and safety when used correctly. ART products may fundamentally only be used in accordance with the manufacturer's specifications.

The safe use of special equipment for securing ropes involves interaction between the equipment provided, correct use following instruction and training as well as constant maintenance and inspection of the entire equipment.

Care must always be taken when deploying rope securing equipment that suitable body protection is used. Here a helmet, protective goggles, gloves, shoes, protection against cutting, ear protection and clothes must comply with the valid regulations.

Service life

If this equipment is used as intended the service life of metal elements under consideration of all manufacturing information is a maximum of 5 years after using for the first time. The maximum service life of textile elements (insofar as these exist) is 5 years.

In the case of unfavourable stress it is possible for the equipment or individual elements to also be unusable after a single operation (e.g. where there is deformation of metal parts through hard knocking from a great height or damage to the fibre structure of a textile element through massive friction or cutting or tearing elements).

It must additionally be noted that rope securing equipment also experiences aging and wear when correctly used. This applies in particular to textile components. After severe stress (fall) or a hard knock to this equipment (e.g. against asphalt, rocks, metal) the entire equipment subjected to the stress must be taken out of use and must undergo a precise inspection as follows:

- a device which exhibits deformation, pitting or even tears must be taken out of use immediately and subjected to careful inspection by a person authorised in writing to undertake this (information: www.Climb-art.com) or should be disposed of such that renewed use can be excluded;
- the equipment may only be deployed again following a concluding functional check;
- all components associated with severe stress usage, such as ropes, lanyards, belt, connecting elements and anchoring systems, must be inspected or renewed in accordance with the respective manufacturer specifications.

ART component design

Since the essential parts of ART devices are replaceable, the user can renew damaged or worn elements. The precise position, name and attachment can be taken from the exploded assembly drawing and the description attached to the respective spare part. Every replacement of device components must be documented. When components are reused the service life identification (year of manufacture) must be heeded.

Components which comprise several individual parts, but which are depicted as a whole in the exploded assembly drawing, may not be disassembled by the user. Screw connections provided with a coloured seal may not be unscrewed by the user.

If doubts nevertheless remain about the perfect state of the equipment, these must be referred immediately to Hubert Kowalewski e.K. or to one of the sites it has authorised in writing.

Warranty

Hubert Kowalewski e.K. issues a warranty for manufacturing, functional and material faults for a period of 2 years. This warranty, however, excludes all normal wear and tear through use, oxidation and manipulation, as well as all damage which can be attributed to the effects of impact, accidents and errors which have occurred during servicing, overhauling, storage, transportation and application.

Inspection

This equipment may only be deployed if it is in perfect condition.

The functionality of this equipment must be checked by the user from a safety point of view before and after every application. It is also important that no blind trust in the entire safety-relevant equipment creeps in during deployment. Severe strain or any kind of unusual occurrence may impair the faultless functioning of any kind of equipment.

This instruction manual contains a page with control data as well as a page for documenting the inspection to be conducted at least once a year by a technical expert. The information required for correct assessment of this equipment must be consistently entered during the entire service life of the device.

Inspection criteria for the user and technical expert

- This device must be complete in accordance with the exploded assembly drawing;
- all screw connections must be complete and screwed tightly;
- all moving parts must be freely movable;
- all metal parts must be free from deformation, cracks and other damage;
- all textile components must be free from tears, cuts as well as contamination or abrasions which permeate the structure.
- Wear and tear limits of replaceable parts must be checked.

Servicing

This equipment does not require any particular servicing. It should, however, always be cleaned thoroughly after use and dried if necessary in order to avoid dirt and dust deposits, particularly on the moving parts, and to prevent corrosion.

The ART recommendation:

Cleaning and oiling the metal components, in particular the moving parts and their bearings, using neutral oil such as Ballistol ensures smooth-running functionality and a lasting good appearance.

Local safety assessment

A safety assessment must be performed of the climbing object and its surroundings before deploying this device and the entire equipment. Any hazards determined must be consistently eliminated.

All factors required for any necessary rescue action must be determined:

- special features at the location;
- telephones available for an emergency call;
- local regulations and designations as well as access paths;
- qualifications and knowledge of the climbing team in the areas of climbing techniques, operational procedures, rescue and first aid;
- presence and availability of necessary equipment and technology;
- at least one second trained climber must be visible and within earshot at all times.

Climatic factors

All ART equipment may only be deployed at ambient temperatures of -30° C to +40°C. This applies for reasons of personal protection alone.

Care must be taken in particular during frost that all movable metal parts (e.g. clamping mechanism) remain free from ice and snow.

Under some circumstances repeated functional tests may be necessary.

Every climbing action must be analysed critically in the case of special weather conditions such as heavy rainfall, strong wind or approaching storms, and should be abandoned if necessary.

Warning

This device fundamentally serves personal protection only.

The attachment point (tree, part of a building, girder, scaffolding etc.) for the rope system must demonstrate a minimum load capacity of 10 kN. Following professional ascension and application of a correct short safety line the attachment device must be placed such that it is permanently positioned above the climber. Climbing must also take place with a taut rope in order to minimise the risk of free falls.

Contamination/storage

If soiled, all parts of this equipment can be cleaned at temperatures of up to 40° C using water and a neutral soap. After washing all textile components (insofar as these exist) must be carefully rinsed with clear water. This device should be hung up to dry in a shaded and well ventilated place. The equipment may not be dried on heated surfaces such as radiators or near a fire. Contamination of the metal parts from tree resin can best be removed by rubbing with butter.

This device must not be exposed to any damaging influences like sources of heat above 55°C, fire, flying sparks, caustic substances, acids (car batteries and their fumes), fuels, oils etc., during use, transportation or storage. Care must be taken that there is suitable packaging during transportation (bag).

Explanation of the Cocoon 2 picture appendix

Picture A1 to A3:
Installation

Picture A4:
Locking

The screw cap should fit so tightly that before being loosened again an immediate resistance must be overcome first!

Picture B1 bis B8:
Insert with prusik

Dangerous errors:

Picture C1 und C2

"Neue Ideen sind die Basis für Innovation und Fortschritt !"

"New ideas form the basis of innovation and progress !"

"nouvelles idées sont la base de l'innovation et du progrès !"

"¡Nuevas ideas forman la base de innovación y progreso!"

"Le nuove idee costituiscono la base di innovazione e progresso!"

Hubert Kowalewski



Hubert Kowalewski e.K.
In den Sennen 19
D-32369 Rahden-Wehe

Telefon 0049.5771.4827
Telefax 0049.5771.608782

www.climb-ART.com